


REVIEW

Open Access



COVID-19 lockdown and natural resources: a global assessment on the challenges, opportunities, and the way forward

Meseret Muche^{1*} , Getahun Yemata², Eyayu Molla³, A. Muthama Muasya⁴ and Berhanu Abraha Tsegay²

Abstract

Background: The Coronavirus (COVID-19) is a global pandemic caused by SARS-CoV-2, which has an enormous effect on human lives and the global environment. This review aimed to assess the global scientific evidence on the impact of COVID-19 lockdown on natural resources using international databases and search engines. Thus, the unprecedented anthropause due to COVID-19 has positive and negative effects on natural resources.

Main body: This review showed that the unprecedented pandemic lockdown events brought a negative impact on the physical environment, including pollution associated with a drastic increase in person protective equipment, deforestation, illegal poaching and logging, overfishing, disruption of the conservation program and projects. It is noted that the spread of pandemic diseases could be aggravated by environmental pollution and a rapid increase in the global population. Despite these negative impacts of COVID-19, the anthropause appear to have also several positive effects on natural resources such as short term reduction of indoor and outdoor environmental pollutants (PM_{2.5}, PM₁₀, NO₂, SO₂, CO, and CO₂), reduction in noise pollutions from ships, boats, vehicles, and planes which have positive effects on aquatic ecosystems, water quality, birds behaviour, wildlife biodiversity, and ecosystem restoration.

Conclusion: Therefore, governments and scientific communities across the globe have called for a green recovery to COVID-19 and implement multi-actor interventions and environmentally friendly technologies to improve and safeguard sustainable environmental and biodiversity management and halt the next pandemic.

Keywords: Biodiversity, COVID-19, Environmental resources, Global gasses, Lockdown

Background

In December 2019 in Wuhan city of China, a novel coronavirus (SARS-CoV-2; severe acute respiratory syndrome) has garnered global attention due to its rapid transmission (Chauhan 2020; WHO 2020a). The World Health Organization (WHO) declared as a new coronavirus (COVID-19) and a global pandemic disease on 11 March 2020 after phylogenetic studies with SARS viruses (WHO 2020b). Since then the disease (COVID-19) has spread to different countries all over the world leading to an ongoing pandemic (Khan et al. 2021). The

COVID-19 pandemic is an unprecedented, wreaking havoc, and the latest episode in a string of environment-borne human tragedies, catastrophic in its magnitude and repercussions (Bang and Khadakkar 2020). Since February 2020, many countries have a lockdown decrees to restrict the movement of their citizens in their cities, industries, public transportation, and closed international and interstate borders (Khan et al. 2021; Praveena and Aris 2021). These lockdown measures to control the impact of COVID-19 have caused an unforeseen reduction in global economic, social, and transport activities, and the physical environment (Bar 2020; Corlett et al. 2020; Rume and Islam 2020; Venter et al. 2020; Gkatzelis et al. 2021). Reports of several countries have indicated that the COVID-19 lockdown events caused huge

*Correspondence: muchemeseret@wldu.edu.et

¹ Department of Biology, Woldia University, P.O. Box 400, Woldia, Ethiopia
Full list of author information is available at the end of the article

socio-economic disruption, which brought positive and negative impacts on the natural environment (Bar 2020; Akinsorotan et al. 2021; McNeely 2021; Praveena and Aris 2021). Some of the positive effects include reduction of air pollutants and land surface temperature, slowdown of discharging industrial effluents, and reduction of noise (Rume and Islam 2020; Khan et al. 2021; McNeely 2021). Also, quarantine actions brought negative influences on natural resource management such as a drastic increase in plastic and medical wastes, deforestation in the tropics, disruption of the conservation program and projects, etc. (Bates et al. 2020; Brancalion et al. 2020; Decaro et al. 2020; Saadat et al. 2020; Akinsorotan et al. 2021; Filho et al. 2021; Praveena and Aris 2021; Razanatsoa et al. 2021). Therefore, this review paper aimed to provide a wide-ranging insight into the global impacts (positive and negative) of COVID-19 lockdown decrees on natural resources.

Review methodology

The methodological approach adopted in this review was a broader literature search and synthesis of relevant peer-reviewed articles. The research articles related to the impact of COVID-19 lockdown on ranges of natural resource management systems were systematically assessed. International databases and platforms of PubMed, Web of Science, Scopus, Google Scholar, and reports were searched for English articles published between 11 March 2020 (COVID-19 lockdown started) and June 30, 2021. The review process was further complemented by searching the relevant articles using the following themes: (TITLE-ABS KEY('environment' OR 'biodiversity' OR 'pollution' OR 'water ANDquality' OR 'air ANDquality')) AND(TITLE-ABS-KEY ('AND COVID-19 ANDlockdown'))). To manage and remove duplicates, all searched literatures were imported to EndNote X7 software (Thompson Reuter, CA, USA). Initially, in this review, studies not suitable for the outcome of interest were excluded. Accordingly, eligible studies were screened to synthesize knowledge and experiences based on the inclusion criteria and then 87 publications were included (Fig. 1). The review primarily presented a comprehensive overview of the cause, transmission, and health impact of COVID-19. Accordingly, based on empirical data sources and opinions, the negative and positive influences of the COVID-19 lockdown on the natural ecosystems were critically assessed, with particular emphasis on the aquatic ecosystem (water quality and aquatic life), terrestrial ecosystem (soil, vegetation, and wildlife), and the policy measures and interventions for future natural resource managements to block the ongoing impact of the virus and other related zoonotic disease outbreaks. At last, concluding remarks and future

perspectives were drawn on the sustainable management of natural resources.

Comprehensive overview of COVID-19

Coronaviruses are important human and animal pathogens (Chauhan 2020) that can cause illnesses, such as the common cold, severe acute respiratory syndrome (SARS), and Middle East respiratory syndrome (MERS) (Zhou et al. 2020; Rana et al. 2021). Coronavirus disease 2019 (COVID-19) is caused by severe acute respiratory syndrome coronavirus 2 (SARS-CoV-2). It's an enveloped, positive-sense, and single-stranded RNA virus belonging to the β -coronavirus subfamilies (Afewerky 2020; Hu et al. 2020; Zhu et al. 2020a, b; Kumar et al. 2021). SARS-CoV-2 has a diameter of 60 nm to 140 nm and distinctive spikes, ranging from 9 to 12 nm, giving the virions the appearance of a solar corona (Wiersinga et al. 2020). Phylogenetic studies revealed that the SARS-CoV-2 genome sequence is closely related to bat-SL-CoVZC45 and bat-SLCoVZXC21 with 96% identity (Chauhan 2020; Lu et al. 2020; Zhou et al. 2020). However, SARS-CoV-2 shares only 40% sequence identity with MERS-CoV (Hu et al. 2020). And therefore, it appears likely that SARS-CoV-2 has been naturally evolved from bats (Zhou et al. 2020; Rana et al. 2021), but whether the COVID-19 virus is transmitted directly from bats is unknown (Perlman 2020). The process of SARS-CoV and SARS-CoV-2 coronaviruses' entrance into the host is facilitated by the host cells Transmembrane protease serine 2 (TMPRSS2) and lysosomal proteases (Zou et al. 2020). The TMPRSS2 promotes viral uptake by cleaving angiotensin-converting enzyme 2 (ACE2) and activating the SARS-CoV-2 spike glycoproteins, which mediates coronavirus entry into host cells (Hu et al. 2020; Wiersinga et al. 2020). Together the presence of the ACE-2 receptor and TMPRSS2 in the target cell determines the host susceptibility to the SARS-CoV-2 virus (Afewerky 2020).

SARS-CoV-2 is spread primarily via saliva and respiratory droplets during direct person-to-person contact while coughing, sneezing, talking, or singing (Karia et al. 2020; WHO 2020d; Wiersinga et al. 2020). Infection might also occur if a person's hands are contaminated by these secretions or by touching contaminated surfaces and then touching the surface of eyes, nose, or mouth (WHO 2020d; Rana et al. 2021). Yet, there is no evidence that animals play a significant role in spreading SARS-CoV-2 (CDC 2021). The average time from exposure to symptom onset is five days, and 97.5% of people who develop symptoms do so within 11.5 days (Wiersinga et al. 2020). The severity of COVID-19 symptoms can range from very mild to severe, and thus the most common symptoms are fever, dry cough, myalgia, fatigue, and lower respiratory

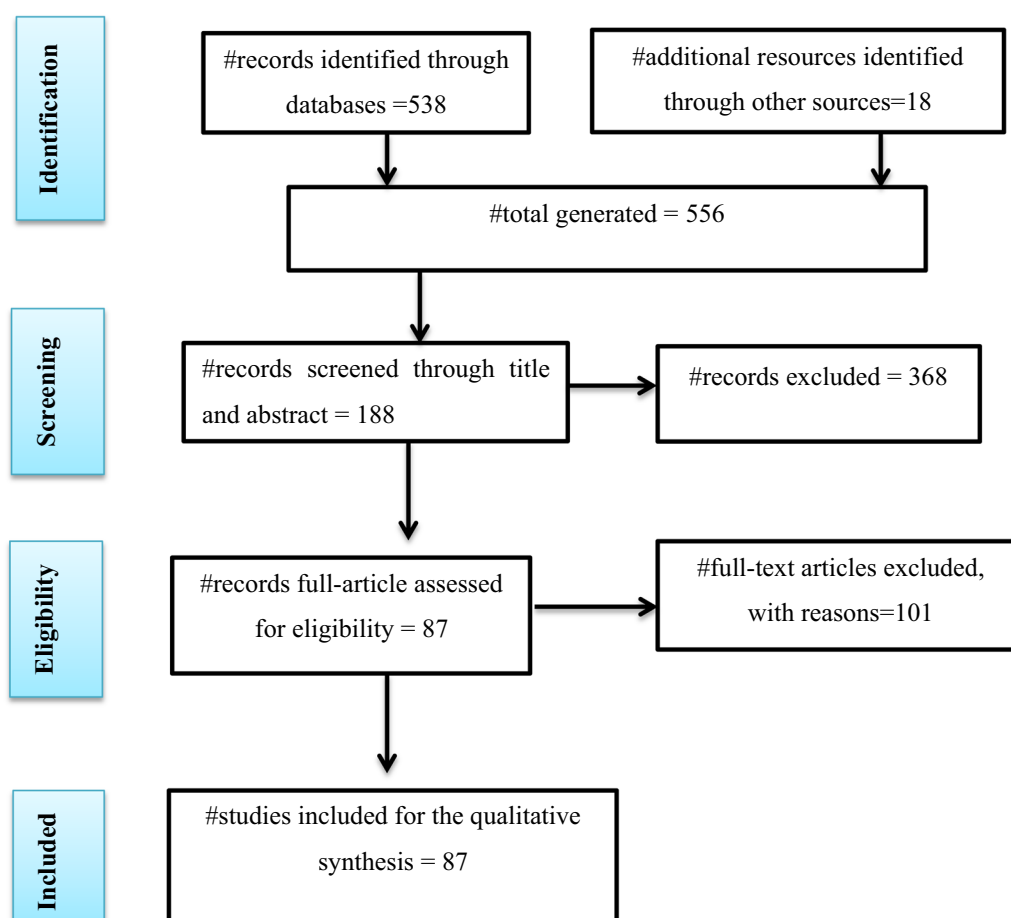


Fig. 1 Flowchart for selecting eligible studies on the challenges and opportunities of COVID-19 lockdown on natural resources

signs (Afewerky 2020; Hu et al. 2020; Perlman 2020). Some people may experience worsened symptoms, such as worsened shortness of breath and pneumonia, about a week after symptoms start (Wiersinga et al. 2020). As far as clinical manifestations are concerned, this particular virus has exhibited deleterious impacts on systems other than the respiratory system (primary target organ), such as the brain, hematological system, liver, kidneys, and endocrine system (Rana et al. 2021). Therefore, to combat the impact of COVID-19, wash hands frequently, maintain social distancing, practice respiratory hygiene, and when fever, coughs, and difficulty breathing, seek medical care early. Moreover, the serologic test and everyone ages 16 and older can get a COVID-19 vaccine booster shot to increase the immune response against a part of the virus called the spike protein.

Main text

The nexus between COVID-19 lockdown and natural resources

Spill-over effect on soil ecology and vegetation biodiversity

Living organisms depend on the existence of healthy soils for the production of food, ensuring a bio-diverse environment, and underpinning the current and future human health, well-being, and economic prosperity (Bang and Khadakkar 2020; OECD 2020a; Poch et al. 2020). The ongoing COVID-19 lockdown measures, while useful in preventing COVID-19 spread, have seriously affected the global environment due to socio-economic disruptions and the migration of labourers from the urban that shifted their activities and pressure on natural resources (FAO 2020a; Akinsorotan et al. 2021). In particular, the agricultural and biodiversity sectors related to soil, forest resources, livestock, water, fisheries,

and wildlife management have been the most affected areas (FAO 2020a; Hockings et al. 2020; Lal et al. 2020; Poch et al. 2020). The direct influences of the COVID-19 pandemic on soil and related components are through human activities, such as a decline in human consumption give rise to surplus food that is being disposed of and added to the soil (Lal et al. 2020; Fig. 2). For instance, mass burials of swine and poultry in the US; and a potato glut in French fries, dumping millions of gallons of milk per day. Moreover, the impacts have been observed on beef producers during the COVID-19 pandemic border closures, lockdowns, and curfews (Lal et al. 2020; Kumar et al. 2021). This has long-term consequences on the soil, groundwater quality, and biodiversity (Rume and Islam 2020).

As the huge organic food leftovers are decomposed, they release global gases such as CO_2 , CH_4 , and N_2O , which would be contributing to the formation of carbonic acid that ultimately reduces soil and water pH (Lal et al. 2020). Besides, the lockdowns and curfews within the country and across borders have threatened the agricultural systems and specifically the soil quality by interrupting agro-processing and logistics.

People are unable to manage the farm operations, such as tilling, hoeing, harvesting, and conserving, getting access to agricultural inputs (e.g. seeds, fertilizers), and increasing post-harvest loss (FAO 2020b; Poch et al. 2020; Fig. 2). Consequently, soil degradation rates increased and the spreading of invasive alien species by interrupting the controlling measures, which ultimately brings a serious of impacts on environmental sustainability (Arora et al. 2020; Bang and Khadakkar 2020; FAO 2020b; Praveena and Aris 2021). Soil degradation, in turn, increases the atmospheric CO_2 emissions, which contribute to climate change (Poch et al. 2020) and significantly amplified the risk of zoonoses (Arora et al. 2020; Poch et al. 2020). Also, worldwide usage of COVID-19 pandemic personal protective equipments (e.g., gloves, protective medical suits, masks, etc.), hand sanitizers, antimicrobial soaps, and use of mass disinfectants, such as sodium hypochlorite, hypochlorous acids, and chlorine have brought a severe threat to soil ecosystem (Rume and Islam 2020; Zhu et al. 2020a, b; Benson et al. 2021; Khan et al. 2021; Klemes et al. 2020; Silva et al. 2021; Fig. 2). For instance, sodium hypochlorite used for mopping floors, offices, rooms, hospitals

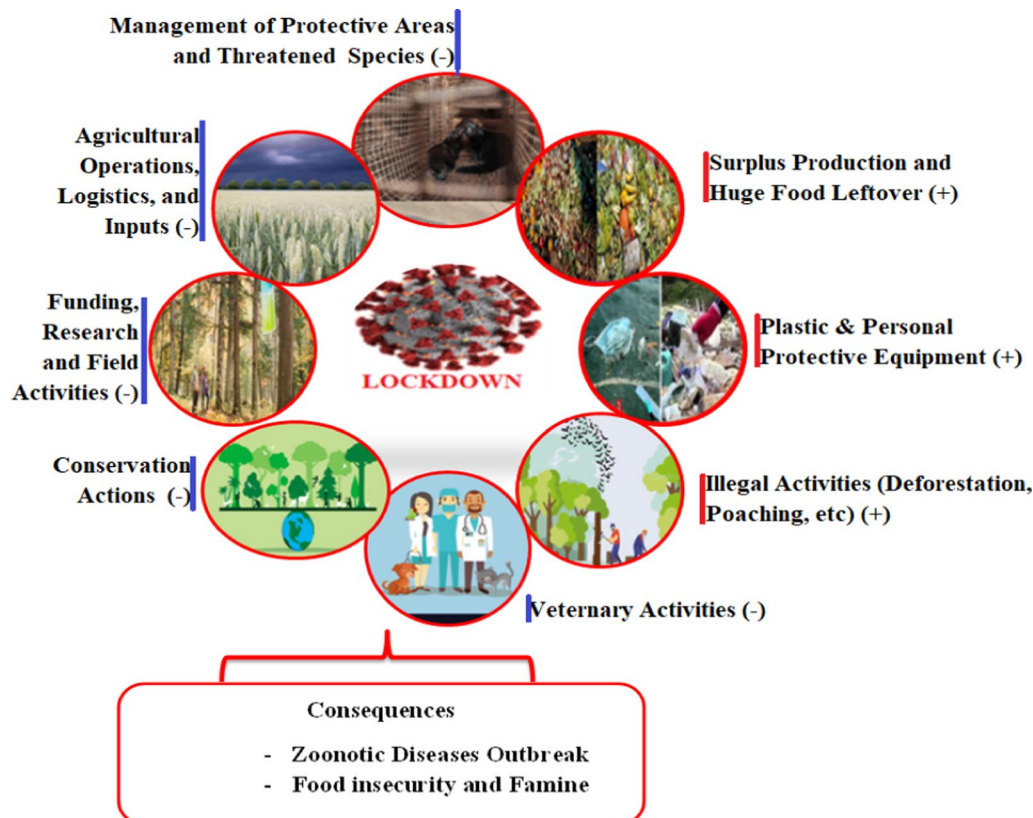


Fig. 2 The negative effect of COVID-19 lockdown on environmental management and biodiversity management operations, (+) indicates increasing trends and (-) reduction in activities

for killing the virus has a very toxic effect on the environment and microorganisms in the soil systems (Ato-lani et al. 2020). Similarly, the alcohol-containing products and detergents spilled in the water are toxic to aquatic fauna and flora. Spill in soil may also pollute the groundwater (Rume and Islam 2020; Kumar et al. 2021).

Forest biodiversity mitigates climate change by removing about a third of the global greenhouse gas emissions each year (Global Forest Watch 2021). However, the large human lockdown to control the COVID-19 pandemic has provided the opportunity and impelled illegal activities such as logging activity and deforestation (Brancalion et al. 2020). The coronavirus infection period also hindered environmental diplomacy efforts and forestry sector field operations in terms of the plantation, afforestation, reforestation, and reduced monitoring by legal enforcement (Mongabay 2020). Tropical forests have suffered the most, with some of the highest rates of forest clearances in Brazil, Colombia, Cambodia, Indonesia, Nepal, and Madagascar, with more anecdotal reports emerging from Myanmar and Peru since the start of the COVID-19 pandemic (UN/DESA 2021). Evidence suggests that a total of 9583 km² (12%) primary forests in global tropics were found to be degraded during the COVID-19 lockdown events, which is nearly double that of 2019 (4732 km²) and showing an increasing trend (Brancalion et al. 2020; Global Forest Watch 2021; Fig. 2). For instance, in Brazil, satellite imagery has shown deforestation rates reached 72% between August 2019 and May 2020 compared to baseline levels (Global Forest Watch 2021).

The Amazon rainforest has lost more than 9000 km² (3500 square miles) during the year to March 2020, constituting an increase of 47% and 9.5% compared to 2018 and 2019, respectively. This is the highest annual recorded loss since 2008 (Akinsorotan et al. 2021; Silva-Junior et al. 2021). In addition, increasing rates of forest clearing to make way for oil palm plantations in Indonesia, a higher risk of forest fires in Colombia, and illegal extraction, either timber or other forest products in Nepal have been observed during the COVID 19 lockdown and movement restriction (Mongabay 2020; Global Forest Watch 2021). Within Africa, in West Africa and Madagascar, the COVID-19 pandemic has affected the protected areas because of increasing human pressures due to migrant workers returning from the cities to their local residences and a reduction in field activities of the NGOs' and state agencies' to have made forest patrols more challenging (Mongabay 2020). The spread of novel infectious diseases like COVID-19 is an outcome of deforestation, habitat fragmentation, intensive farming, and a growing global population (Arora et al. 2020;

Fig. 2). Therefore, sustainable management of forest resources is very vital to deprive future zoonotic disease outbreaks.

The lockdown impact on the wildlife and aquatic organisms The emergence of the COVID-19 pandemic has been affecting wild animal populations and habitats through multiple pathways (Lindsey et al. 2020; Vanapalli et al. 2021). One way is through infecting other species of animals, such as cattle, mice, masked palm civets, bats, dogs, and camels. They have shown symptoms such as dry cough and loss of appetite (Lu et al. 2020). A COVID-19 infected tiger was also reported at New York's Bronx Zoo (Bar 2020). Accordingly, the lockdown has weakened institutional support for conservation by interrupting funding streams, eroding the protection of parks and vulnerable species, and forestalling vital monitoring and research activities that make these impacts visible (Lindsey et al. 2020; Fig. 2). Moreover, the reductions in law enforcement and human presence in protected areas have contributed to a rise in illegal activities like logging and hunting (Humphrey 2020; McNeely 2021; Vanapalli et al. 2021; Fig. 2). The illegal harvest of wildlife, including rare and threatened species, is increasing in Botswana; for example, both African species of rhinoceros, (*Diceros bicornis* and *Ceratotherium simum*) have been poached to meet the demand for rhino horn to treat the COVID-19 virus in traditional Chinese medicine (Somerville 2020). In Madagascar, the poaching of endangered green turtles has increased, and seventeen rhinos and two elephants have been killed in Namibian in 2020 compared to the past two years (Mupatsi 2020). When logging occurs, animals are forced into different or smaller areas because of wildlife habitats degradation and are more likely to become stressed or sick and eventually led to close contact with people and domestic animals, which is a major driving force for the transmission of disease (Bang and Khad-akkar 2020; Akinsorotan et al. 2021; McNeely 2021). The immediate lockdown would also avert some of the veterinary activities regarding preventive vaccination against pre-existing diseases (Gortázar and de la Fuente 2020). In the aquatic ecosystem, centuries-old coral reefs in the Caribbean are irreversibly damaged due to fungal diseases and invasive species such as rats; destroying native species (Bang and Khadakkar 2020). In both Argentina and Indonesia, for example, there are reports of heightened illegal fishing activity by foreign vessels, as government priorities have shifted toward pandemic control (Bennett et al. 2020). Similarly, heavy fishing activity has also been reported in Spain and Italy during the lockdown, with reductions reaching up to 50% compared to previous years (Global Fishing Watch 2020).

Reports further have indicated a plethora of negative environmental impacts attributed to wildlife trafficking, increased incidents of human-elephant conflicts, poor sanitation methods in housing and slaughter, and over-fishing due to restricted domestic activities (Bang and Khadakkar 2020; Bar 2020; McNeely 2021). Changes in feeding sites and the formation of new competitive systems in synanthropic species suddenly deprived of anthropogenic food (Łopucki et al. 2021). Also, the negative perception of wildlife as disease carriers may result in retaliatory killing of possible carriers species such as bats and pangolins, resulting in severe repercussions for these threatened species (Bang and Khadakkar 2020; Vanapalli et al. 2021). Moreover, disturbance of ecological processes has resulted in an abundance of “generalist” or “opportunistic” species. This increase creates a higher potential for the occurrence of effective zoonotic hosts and increases the risk of a future disease outbreak and nearly 50% of zoonotic diseases that have emerged in humans are associated with ecosystem degradation (OECD 2020a). These biodiversity perils lose the wildlife buffering zones, and hence bringing domestic animals and people close to pathogen-carrying wildlife. The upcoming recession driven by the COVID-19 pandemic may also increase poverty and food insecurity in deforestation frontiers, leading to greater bush-meat consumption and increased chances of new zoonotic diseases (Brancalion et al. 2020; Fig. 2). Therefore, we asserted that during this time, safeguarding and sustainable management of natural resources and biodiversity by maintaining the ecological integrity will be dwindled the vulnerability and steer clear of the upcoming pandemic and other zoonotic disease outbreaks.

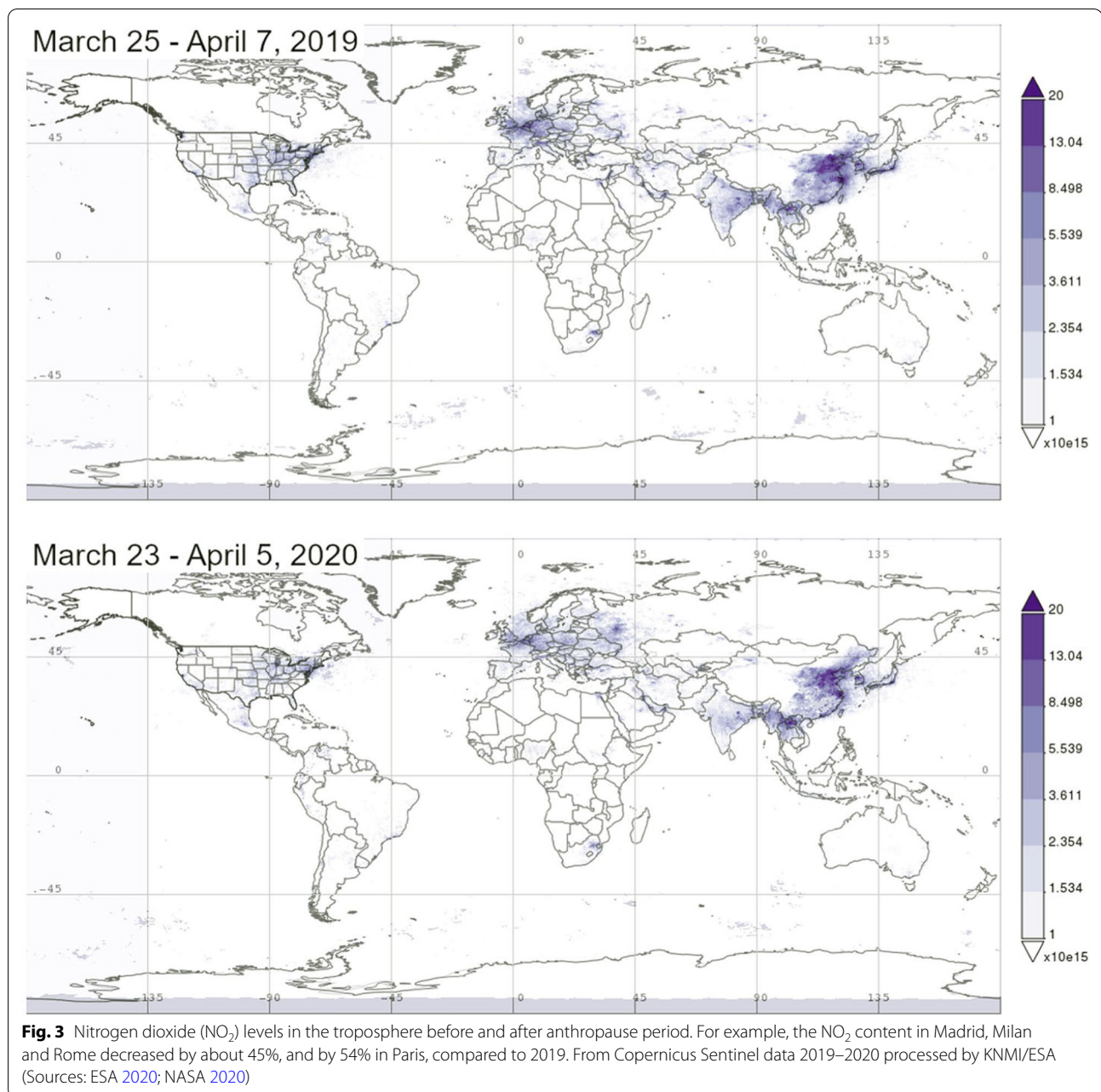
COVID-19 lockdown: optimism to air quality, water quality & terrestrial ecosystems

Air quality and its impact on the global environment

In many countries, economic growth has exacerbated air pollutant emissions with severe consequences for the environment and human health (Venter et al. 2020). The sources of pollutants include the transport sectors, industries, power generation stations, residential energy use, and tourism sectors (Rume and Islam 2020). Fine particulate matter with a diameter less than 2.5 and 10 μm (PM_{2.5} and PM₁₀), nitrogen oxide (NO₂), methane (CH₄), sulfur oxide (SO₂), black carbon (BC), carbon monoxide (CO), and ozone (O₃) are the principal constituents of air pollutants (Saadat et al. 2020; Bhat et al. 2021; Khan et al. 2021; Kumar et al. 2021). Of these, the most prevalent threats to human health are PM_{2.5} and PM₁₀ (Khan et al. 2021). A survey in the US revealed that an increased exposure of only 1 $\mu\text{g}/\text{m}^3$ to PM_{2.5} is associated with an 8% increase in the COVID-19 mortality

rate (Wu et al. 2020). Outdoor air pollution is estimated to cause the death of 7 million people annually (WHO 2020c). After the lockdown to control COVID-19 expansion, the major ambient (outdoor) air pollution sources have almost been halted (Muhammad et al. 2020; Nakada and Urban 2020; Rume and Islam 2020; Venter et al. 2020). Reports from all over the world have indicated that the reduction of human activities has provided an inadvertent benefit for the earth. This has lessened the anthropogenic intervention on qualitative degradation of environmental components at very local to global scales (Mandal and Pal 2020; Rupani et al. 2020; Bhat et al. 2021; Praveena and Aris, 2021). Thus, environmental conditions including air and water qualities have been improved due to lockdown events (Lokhandwala and Gautam 2020; Figs. 3; 4). For instance, studies showed that the COVID-19 lockdown across countries in the world resulted in a 30% decrease in air pollutants while mobility was curbed by approximately 90% (Muhammad et al. 2020; Kumar et al. 2021). A marginal increase in ozone has been reported (Venter et al. 2020). Adams (2020), Nakada and Urban (2020), Rume and Islam (2020), and Bhat et al. (2021) have reviewed that strong quarantine is estimated to reduce the emission of NO₂ and CO by nearly 25.5% in the US. Specifically, NO₂ levels have been decreased by 31%, 25%, 16%, and 10% in Los Angeles, San Diego, Phoenix, and Las Vegas, respectively, compared to previous years (OMI 2020). In New York, the level of air quality has been improved by almost 50% due to measures taken to restrict the spread of the virus (Saadat et al. 2020).

The troposphere satellite data taken in 34 countries during COVID-19 lockdown indicates that the concentration of nitrogen dioxide (NO₂) and particulate matter levels (PM_{2.5}) have been reduced by 60% and 31%, respectively (Venter et al. 2020). The highest reductions of NO₂ (20–40%) and PMs (5–15%) pollutants have been reported in France, Portugal, Finland, Norway, Poland, Sweden, and Spain (ESA 2020; Muhammad et al. 2020; NASA 2020; Rupani et al. 2020; Skiriene and Stasiškiene 2021; Fig. 3). Increases in O₃ concentrations have also been observed: 50% in Barcelona, 24% in Nice, 14% in Rome, 11% in London, and 2.4% in Valencia compared to the same period in 2017–2019 (Sicard et al. 2020; Mousazadeh et al. 2021). This could be due to the unprecedented reduction in NO_x emissions, leading to a lower O₃ titration by the NO (Mousazadeh et al. 2021). Studies have confirmed that COVID-19 lockdown events have led to air pollution reduction across China, where NO₂, PM₁₀, PM_{2.5}, and CO decreased by 33.1–37.8%, 33.6%, 7.4–21.5%, and 12.7–20.4%, respectively (Wang et al. 2021). On average, 11.4% air quality improvement has been reported (Saadat et al. 2020). Sharma et al.



(2020) have reported that a -51.84 , -53.11 , -17.97 , -52.68 , -30.35 , 0.78 , and -12.33% in the levels of PM_{10} , $\text{PM}_{2.5}$, SO_2 , NO_2 , CO , O_3 , and NH_3 , respectively in India within the period of precautionary strategies to prevent COVID-19 transmission. Similar drastic reductions in NO (-77.3%), NO_2 (-54.3%), and CO (-64.8%) concentrations have been observed in Brazil during partial lockdown compared to the pre-lockdown (Bhat et al. 2021). A significant reduction in $\text{PM}_{2.5}$, PM_{10} , NO_2 , and CO air pollutants levels has resulted due to the COVID-19 pandemic in Korea (Ju et al. 2021). In Bangladesh, the NO_2

content dropped down up to 45–54%, and the suspended particulate matter (SPM) and carbon emission decreased by 7% due to restrictions in transportation sectors and causes the improvement in water and air qualities (Bar 2020).

In Africa, the CO_2 emission levels have decreased between 0.01 and 0.03 mol/m^2 , except in West Africa with 0.04 mol/m^2 . In some areas, the emission is higher than 0.05 mol/m^2 where indoor air pollution has increased as people are confined to their homes (Mupatsi 2020). In Egypt, the COVID-19 pandemic has had a

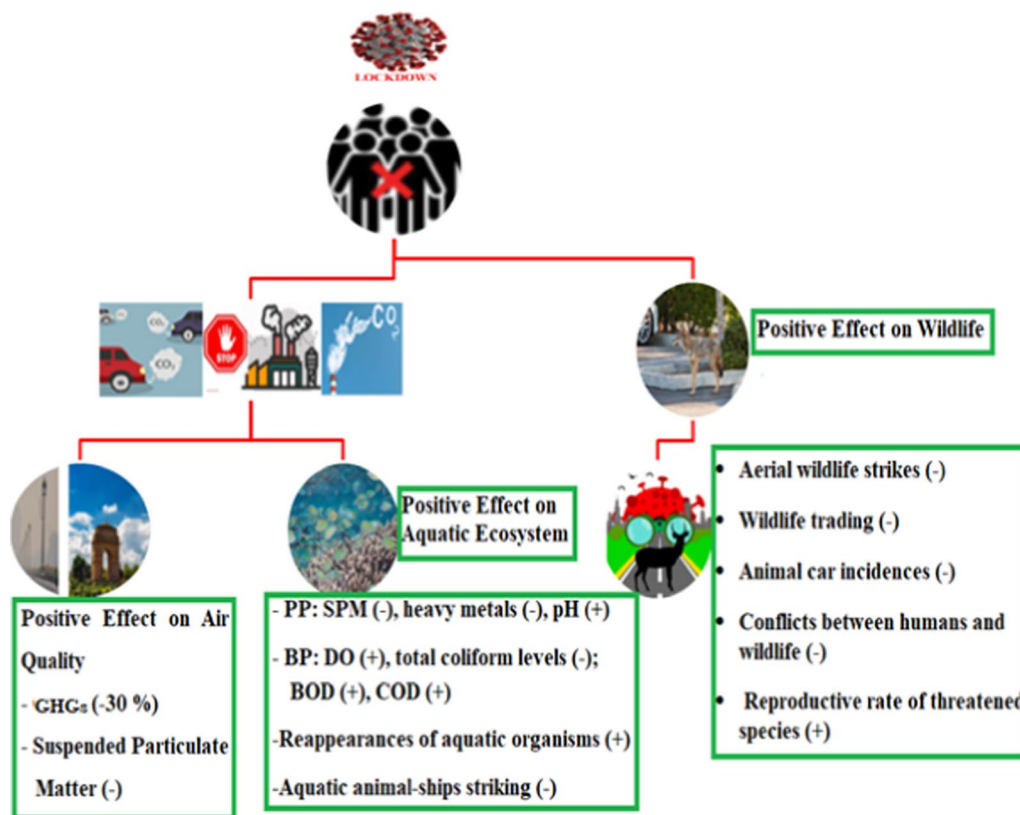


Fig. 4 The positive effect of COVID-19 lockdown on environmental management and biodiversity management operations, (+) indicates increasing trends and (–) reduction. GHGs; Greenhouse Gases; PP, Physical Parameter; SPM, Suspended Particulate Matter; pH, Power of Hydrogen; BP, Biological Parameter; DO, Dissolved Oxygen; BOD, Biological Oxygen Demand; COD, Chemical Oxygen Demand

great effect in reducing the air pollution levels of NO_2 , O_3 , PMs, CO, and greenhouse gas emissions (Mostafa et al. 2021). Similarly, high air quality was reported in Morocco (Cherif et al. 2020), Sudan, and Madagascar (Mupatsi 2020), but, the impact of the pandemic on air pollution is not yet reported in Ethiopia, despite a declaration of a two weeks lockdown restriction in the country and then continued vehicle mobility and economic activities. Therefore, the effects of COVID-19 lockdowns on the environment have necessitated a much demanding transformational change to safeguard environmental sustainability across the world. As a result, the sight of the blue sky created a sense of optimism among the people towards a clean and better environment. Enhancing environmental health through better air quality will reduce the vulnerability to pandemics and improve overall societal well-being and resilience (OECD 2020b).

Impact on water quality and aquatic life

Aquatic ecosystems support a substantial pool of the earth's biological diversity, such as microorganisms, invertebrates, insects, plants, and fish. Yet, for decades,

the hydrosphere has been severely polluted because of rapid urbanization, industrialization, and overexploitation (Rume and Islam 2020; Yunus et al. 2020). However, many studies from all over the world have reported that COVID-19-induced lockdown has had beneficiary consequences to the improvement of surface water quality and quantity in some rivers, canals, and seas (Yunus et al. 2020; Khan et al. 2021; Mousazadeh et al. 2021; Tokatl and Varol 2021; Table 1; Fig. 4). For instance, 40–50% overall water quality improvement of the Ganga river in India (the most polluted river in the world) has been observed and met drinking water standards in just two months lockdown period (Khan et al. 2021; Mousazadeh et al. 2021).

Landsat-8 operational land imager (OLI) analysis demonstrated that suspended particulate matter (SPM) decreased by 15.9% on average (range: – 10.3% to 36.4%, up to 8 mg/L decrease) in Vembanad Lake, the longest freshwater lake in India compared to the pre-lockdown period (Saadat et al. 2020; Yunus et al. 2020; Kumar et al. 2021). The DO at Varanasi's Nagwa Nala has significantly improved and showed a 79% improvement in

Table 1 Exemplary of the effect of COVID-19 lockdown on water quality parameters

Country	River/Canals/ Seas	Water quality parameters	Lockdown period	Before lockdown period	After lockdown period	Change (After to before lockdown)	References
India	Ganga river	DO	–	2.3 mg/L	4.8 mg/L	2.5 mg/L	Khan et al. (2021)
	Sabarmati River	TUR	24-Feb-2020 to 4-May-20	12.72 mg/L	8.08 mg/L	– 4.64 mg/L	Aman et al. (2020)
	Varanasi's Nagwa Nala	DO	March 6 to April 4 2020	3.8 mg/L	6.8 mg/L	3.0 mg/L	Arora et al. (2020)
	Vembanad lake	SPM	28th February 2020 to 16th April 2020	14.4 mg/L	12.1 mg/L	– 2.3 mg/L	Yunus et al. (2020)
Turkey	Meriç-Ergene River Basin (Ergene River and Çorlu Stream)	DO	Mid- January 2020 to early June 2020	8.9 mg/L	6.65 mg/L	– 2.25 mg/L	Tokatl and Varol (2021)
		pH	„	8.96	8.32	– 0.64	
		TUR	„	22.46NTU	38.82NTU	16.42 NTU	
		TSS	„	34.08 mg/L	49.16 mg/L	15.08 mg/L	
		COD	„	32.82 mg/L	34.33 mg/L	1.52 mg/L	
Northeast Italy	Venice's canals	BOD	„	8.23 mg/L	9.22 mg/L	0.96 mg/L	Niroumand-Jadidi et al. (2020)
		TSM	One month	3 g/m3	1.4 g/m3	– 1.6 mg/L	
China	Yangtze River Delta	WQI	March 2019–April 2020	66.0%	77.4%	11.4%	Liu et al. (2021)
Bhutan-India- Bangladesh Trans- boundary rivers	Mahananda (Silig- uri st-1)	pH	Pre-lockdown (December 2019 and January 2020) and lockdown (April and May 2020)	6.85	7.44	0.59	Sarkar et al. (2021)
		TUR	„	17.95 NTU	11.05 NTU	– 6.9 NTU	
		COD	„	52 mg/L	26 mg/L	-26 mg/L	
		BOD	„	1.5 mg/L	2.05 mg/L	0.55 mg/L	
		TDS	„	90 mg/L	96 mg/L	6.0 mg/L	
		DO	„	6.85 mg/L	7.15 mg/L	0.3 mg/L	
		TSS	„	56 mg/L	56 mg/L	0	

BOD, Biological Oxygen Demand; COD, Chemical Oxygen Demand; TUR, Turbidity; DO, Dissolved Oxygen; NTU, Nephelometric Turbidity Units; pH, Power of Hydrogen; SPM, Suspended Particulate Matter; TSM, Total Suspended Matter; TSS, Total

Suspended Solids; WQI, Water Quality Index; TDS, Total Dissolved Solids

concentration (Arora et al. 2020; Table 1). Niroumand-Jadidi et al. (2020) reported that the satellite images analysis in Venice's canals in northeast Italy has indicated an almost 50% reduction in the total suspended matter (TSM) after one month of lockdown (Table 1). Apparently, water flowing in the channels of Venice became clean than before and the fish have been seen once again in the canals (Niroumand-Jadidi et al. 2020; Saadat et al. 2020; Bhat et al. 2021; Kumar et al. 2021). In Turkey, the heavy metal pollution index, total hazard index values for children and adults, and total carcinogenic risk values for As (60% reduction), Cr (decreased by 94%), Pb and Cd have shown a significant improvement in water quality in the most polluted rivers of the Ergene River and Çorlu stream in Meriç-Ergene River Basin (Tokatl and Varol

2021; Table 1). In the same study, however, no considerable variation has been observed between the pre-lockdown and lockdown periods in terms of key water quality parameters (BOD, COD, EC, turbidity, TSS, and Mn) due to the ongoing domestic wastewater discharges (Table 1). The COVID-19 lockdown improved river water quality index (WQI) by reducing industrial sewage discharges, and thus, WQI of most of the stations shows around 75.9% and 80% improvement of water quality during lockdown period in Yangtze river delta in China and Bhutan-India-Bangladesh trans-boundary River, respectively (Liu et al. 2021; Sarkar et al. 2021; Table 1).

Water pollutions have also been reduced in the beach areas of Bangladesh, Malaysia, Thailand, Maldives, Indonesia, Acapulco (Mexico), and Barcelona (Spain) (Rume

and Islam 2020; Mousazadeh et al. 2021). Khan et al. (2021) have reviewed that in Saudi Arabia, the lockdown between February and June or July hastened the recovery of fish stocks and other marine organisms due to reduction in pollution, noise pollution from shipping, and commercial fishing. Also, the Grand Canal of Italy has turned clear, and many aquatic species have reappeared (Niroumand-Jadidi et al. 2020). This astonishing water quality enhancement has been attributed to a reduction in the discharging of industrial effluents into surface waters, tourist banning and a reduction in boat traffic activity. Because of the restriction, ship striking and injuring or killing marine animals, sediment churning, noise, and other water pollutants have been reduced (Saadat et al. 2020; Yunus et al. 2020; Kumar et al. 2021; Mousazadeh et al. 2021; Tokatl and Varol 2021). This supports other creatures such as fish, dolphins, and swans to come back to the canals, seas, and streams (Mousazadeh et al. 2021).

Effects on terrestrial ecosystems

In recent years, the increase in extreme environmental and weather events, such as pollutions, biodiversity degradations, habitat fragmentations, and pronounced dry spells have already had a massive impact on different aspects of soil, agriculture, forestry, and animal ecology (Lal et al. 2020). Under this scenario, the global COVID-19 pandemic lockdown and restrictions have shown notable environmental changes and dramatically reduced the impacts of anthropogenic disturbances on ecosystems worldwide, the so-called ‘anthropause’ (Zuluaga et al. 2021). Such rapid and widespread changes in the lives of people all over the world must have an impact on the biodiversity of the terrestrial ecosystems (Łopucki et al. 2021; Fig. 4). For example, in the US, the 10-week lockdown (March 25 to June 7, 2020) has led to a 61% reduction in the number of aerial wildlife strikes compared to the previous year (Zuluaga et al. 2021). Bar (2020) has found out that the reduction in noise and pollutant gases in India changes the behaviour of birds, in which the partial migratory birds’ species like open bill stork, painted stork, grey heron, spoonbill, spot-billed pelican, and ibis generally extend and stay a bit longer in the sanctuaries. According to Łopucki et al. (2021), hedgehog roadkill levels during the lockdown have been over 50% lower than in the pre-pandemic years. China has temporarily and other countries permanently have banned wildlife trading during the time of the pandemic, which is a serious threat to biodiversity, where animals such as civets, bats, pangolin, etc. are supposed to be agents for the transmission (Chakrabarty and Maity 2020). This will be good for wildlife health and restoring the sustainable ecosystem. Substantial reductions in vegetation fire count in the

order of 5–75% and night-time cooling of land surface temperature (LST) have been observed from space-based data in the majority of Indian states during the fire-prone period, March–April, of 2020 as compared to mean from previous years’ (Lele et al. 2021). The same study has also shown an increase in primary productivity to the tune of a maximum of 38% over Indian forests. These ecological shifts following anthropause are usually viewed as positive and result in biodiversity recovery, fewer conflicts between humans and wildlife, higher reproductive output of threatened species, and improved ecosystem conditions and services (Lal et al. 2020). Therefore, managing the ecosystem process by maintaining the soil, vegetation, and biodiversity of life is of great importance to obtain the proper ecosystem services and goods.

Conclusions

Rapid increases in the world’s human population from around one billion two centuries ago to over 7.8 billion today (OECD 2020a), has meant more encroachment and poorly managed natural resources and ecosystems. This has brought humans and animals into ever-closer contact and increased the risk of zoonotic disease transmission and would have cataclysmic effects on environmental sustainability. For this reason, environmentalists and ecologists have awakened about the fate of people across the globe, as continuing to exacerbate habitat fragmentation and species loss, pollutions, illegal logging, wildfires, storms, pests, climate change, and subsequent social and economic distortion of people in biodiversity-rich countries. Yet actually, the global COVID-19 crisis forces urgency to address short-term issues, especially in the natural resource management such as air and water qualities, and wildlife biodiversity with some challenges like impeded conservation activities, and encourage illegal actions, etc. Current reports also have shown that as countries begin to ease lockdown events to avert economic collapse, global gas emissions will again rise. Thus, the anthropause response to COVID-19 should pave the way for the implementation of a similar campaign in responses to global environmental and ecological crises that need urgent attention and then design short and long-term strategies, including:

- Implement and promote sustainable natural resource management approaches including implementation of the UN strategic plan for a green COVID-19 recovery 2030, by reversing the loss of forest cover worldwide through sustainable forest management, including protection, restoration, afforestation, reforestation, and increase efforts to prevent forest degra-

ation and contribute to the global effort of addressing climate change.

- Strengthen and effective implementation of policy arena and proclamations related to natural resource management to halt forest loss and fragmentation, improper resource utilization and management practices, deforestation, illegal logging, and illegal wildlife trade, which could help to reduce human-wild animal interactions and evade future zoonotic disease outbreaks.
- Launch forest conservation, sustainable use, and restoration programs and underpin forest and wildlife management sectors, which can able to address eco-friendly COVID-19 prevention, functioning as enhancement of ecosystem services and goods and hence alleviate poverty among rural communities through job and other societal benefits.
- Establishment of the conservation taskforces with the inclusion of local people and their traditional ecological knowledge (TEK), planning and implementing conservation-related research activities to improve the sustainability of the people and environmental management.
- Enhance law enforcement and government interventions in sanctuaries, protected areas, and beaches to minimize the human pressure (visitors) that has a significant contribution to the occurrence of environmental pollutions.

Abbreviations

BOD: Biological oxygen demand; CDC: Centres for disease control and prevention; COD: Chemical oxygen demand; DO: Dissolved oxygen; PM: Particulate matter; NASA: National Aeronautics and Space Administration; NTU: Nephelometric turbidity units; OECD: Organisation for Economic Co-operation and Development; OMI: Ozone monitoring instrument; SPM: Suspended particulate matter; TDS: Total dissolved solids; TSM: Total suspended matter; TSS: Total suspended solids; WQI: Water quality index; UN/DESA: United Nation/Department of Economics and Social Affairs.

Acknowledgements

The authors are grateful to anonymous reviewers at Bahir Dar University biology department for their suggestions and useful criticisms that significantly improved the paper.

Authors' contributions

MM conceived the idea and wrote the manuscript. GY edited and critically reviewed the paper. EM edited and critically reviewed the paper. AMM edited, critically reviewed the paper and improved the language. BAT guided the work and critically reviewed the paper. The authors read, commented, and approved the final manuscript.

Funding

This review received no external funding.

Availability of data and materials

Not applicable.

Declarations

Ethics approval and consent to participate

Not applicable.

Consent for publication

Not applicable.

Competing interests

The authors declare no conflict of interest.

Author details

¹Department of Biology, Woldia University, P.O. Box 400, Woldia, Ethiopia.

²Department of Biology, Bahir Dar University, Bahir Dar, Ethiopia. ³Department of Natural Resource Management, College of Agriculture and Environmental Sciences, Bahir Dar University, Bahir Dar, Ethiopia. ⁴Department of Biological Sciences, University of Cape Town, Rondebosch 7700, South Africa.

Received: 30 October 2021 Accepted: 18 January 2022

Published online: 29 January 2022

References

- Adams MD (2020) Air pollution in Ontario, Canada during the COVID-19 state of emergency. *Sci Total Environ* 742: 140516
- Afewerky KH (2020) Pathology and pathogenicity of severe acute respiratory syndrome coronavirus 2 (SARS-CoV-2). *Exp Biol Med* 245:1299–1307
- Akinsorotan OA, Olaniyi OE, Adeyemi AA, Olasunkanmi AH (2021) Corona virus pandemic: implication on biodiversity conservation. *Front water* 3: 635529
- Aman MA, Salman MS, Yunus AP (2020) COVID-19 and its impact on environment: improved pollution levels during the lockdown period—a case from Ahmedabad, India. *RSASE* 20: 100382
- Arora S, Bhaukhandi KD, Mishra PK (2020) Coronavirus lockdown helped the environment to bounce back. *Sci Total Environ* 742: 140573
- Atolani O, Baker MT, Adeyemi OS, Olanrewaju IR, Hamid AA, Ameen OM, Oguntoye SO, Usman LA (2020) COVID-19: critical discussion on the applications and implications of chemicals in sanitizers and disinfectants. *EXCLI J* 19:785
- Bang A, Khadakkar S (2020) Biodiversity conservation during a global crisis: consequences and the way forward. *PNAS* 117:29995–29999
- Bar H (2020) COVID-19 lockdown: animal life, ecosystem and atmospheric environment. *Environ Dev Sustain* 23:8161–8178
- Bates AE, Primack RB, Moraga P, Duarte CM (2020) COVID-19 pandemic and associated lockdown as a “global human confinement experiment” to investigate biodiversity conservation. *Biol Conserv* 248: 108665
- Benson NU, Fred-Ahmadu OH, Bassey DE, Atayero AA (2021) COVID-19 pandemic and emerging plastic-based personal protective equipment waste pollution and management in Africa. *J Environ Chem Eng* 9:105222
- Bennett NJ, Finkbeiner EM, Ban NC, Belhabib D, Jupiter DS, Kittinger JN, Mangubhai S, Scholtens J, Gill D, Christie P (2020) The COVID-19 pandemic, small-scale fisheries and coastal fishing communities. *Coast Manage* 40:336–347
- Bhat SA, Bashir O, Bilal M, Ishaq A, Dar MUD, Kumar R, Bhat RA, Sher F (2021) Impact of COVID-related lockdowns on environmental and climate change scenarios. *Environ Res* 195: 110839
- Brancalion PHS, Broadbent EN, de-Miguel S, Cardil A, Rosaf MR, Almeidaa CT, Almeidaa DRA, Chakravarty S, Zhou M, Gamarra JGP, Liang J, Crouzeilles R, Hérault B, Aragão LEOC, Silva CA, Almeyda-Zambrano AM (2020) Emerging threats linking tropical deforestation and the COVID-19 pandemic. *PECON* 18: 243–246
- CDC (2021) COVID-19 and animals <https://www.cdc.gov/coronavirus/2019-ncov/daily-lifecoping/animals.html> accessed on June 4 2021
- Chakrabarty I, Maity P (2020) COVID-19 outbreak: migration, effects on society, global environment and prevention. *Sci Total Environ* 728: 138882
- Chauhan S (2020) Comprehensive review of coronavirus disease 2019 (COVID-19). *Biomed J* 43:334–340

- Cherif KE, Vodopivec M, Mejjad N, da Silva JCGE, Simonovi S, Boulaassa H (2020) COVID-19 pandemic consequences on coastal water quality using WST Sentinel-3 data: case of Tangier. *Morocco Water* 12:2638
- Corlett TR, Primack BR, Devictor V, Maas B, Goswami RV, Bates EA, Koh PL, Regan JT, Loyola R, Pakeman JR, Cumming SG, Pidgeon A, Johns D, Roth R (2020) Impacts of the coronavirus pandemic on biodiversity conservation. *Biol Conserv* 246:108571
- Decaro N, Martella V, Saif LJ, Buonavoglia C (2020) COVID-19 from veterinary medicine and one health perspectives: what animal coronaviruses have taught us. *Res Vet Sci* 131:21–23
- ESA (2020) Air pollution remains low as Europeans stay at home, retrieved July 22, 2020 from http://www.esa.int/Applications/Observing_the_Earth/Copernicus/Sentinel5P/Air_pollution_remains_low_as_Europeans_stay_at_home
- FAO (2020) Keeping food and agricultural systems alive: analyses and solutions in response to COVID-19. Accra Ghana. <https://doi.org/10.4060/ca8822en>
- FAO (2020b) COVID-19: Investing in sustainable natural resource management for green and inclusive recovery in Asia and the Pacific <http://www.fao.org/publications/card/en/c/CB0435EN/>
- Filho WL, Azul AM, Wall T, Vasconcelos CRP, Salvia AL, do Paço A, Shulla K, Levesque V, Doni F, Alvarez-Castanon L, Mac-lean C, Avila LV, Damke LI, Castro P, Azeiteiro UM, Fritzen B, Ferreira P, Frankenberger F (2021) COVID-19: the impact of a global crisis on sustainable development research. *Sustain* 16:85–99
- Gkatzelis GI, Gilman JB, Brown SS, Eskes H, Gomes AR, Lange AC, McDonald BC, Peischl J, Petzold A, Thompson CR, Kiendler-Scharr A (2021) The global impacts of COVID-19 lockdowns on urban air pollution: a critical review and recommendations. *Elem Sci Anth* 9:1
- Global Fishing Watch (2020) The effects of COVID-19 on global fishing activity <https://globalfishingwatch.org/data-blog/global-fishes-during-covid-19>
- Global Forest Watch (2021) COVID-19. Global Forest Watch Blog <https://www.globalforestwatch.org/blog/tag/covid-19/> Accessed on Mar 31 2021
- Gortazar C, de la Fuente J (2020) COVID-19 is likely to impact animal 'health'. *Prev Vet Med* 180: 105030
- Hockings M, Dudley N, Elliott W, Ferreira NM, MacKinnon K, Pasha M, Phillips A, Stoltson S, Woodley S, Appleton M, Chassot O, Fitzsimons J, Galliers C, Kroner GR, Goodrich J, Hopkins J, Jackson W, Jonas H, Long B, Mumba M, Parrish J, Paxton M, Phua C, Plowright R, Rao M, Redford K, Robinson J, Rodríguez MC, Sandwith T, Spenceley A, Stevens C, Tabor G, Tröeng S, Willmore S, Yang A (2020) Covid-19 and protected and conserved areas. *Parks* 26:7–24
- Hu T, Liu Y, Zhao M, Zhuang Q, Xu L, He Q (2020). A comparison of COVID-19, SARS and MERS. *PeerJ* 8:e9725
- Humphrey C (2020) Under cover of COVID-19, loggers plunder Cambodian wildlife sanctuary, Mongabay environmental news 31 August 2020
- Ju MJ, Oh J, Choi YH (2021) Changes in air pollution levels after COVID-19 outbreak in Korea. *Sci Total Environ* 750: 141521
- Karia R, Gupta S, Khandait H, Yadav A, Yadav A (2020) COVID-19 and its modes of transmission. *SN Compr Clin Med* 2:1798–1801
- Khan ID, Shah D, Shah SS (2021) COVID-19 pandemic and its positive impacts on environment: an updated review. *IJEST* 18:521–530
- Klemeš JJ, Fan VY, Tan RR, Jiang P (2020) Minimising the present and future plastic waste, energy and environmental footprints related to COVID-19. *Renew Sustain Energy Rev* 127: 109883
- Kumar AA, Jain V, Deovanshi A, Lepcha A, Das C, Baudh K, Srivastava S (2021) Environmental impact of COVID-19 pandemic: more negatives than positives. *Environ Sustain* 4:8. <https://doi.org/10.1007/s42398-021-00159-9>
- Lal R, Brevik EC, Dawson L, Field D, Glaser B, Hartemink AE, Hatano R, Lascelles B, Monger C, Scholten T, Singh BR, Spiegel H, Terribile F, Basile A, Zhang Y, Horn R, Kosaki T, Sánchez LBR (2020) Managing soils for recovering from the COVID-19 pandemic. *Soil Syst* 4:46
- Lele N, Nigam R, Bhattacharya BK (2021) New findings on impact of COVID lockdown over terrestrial ecosystems from LEO-GEO satellites. *RSASE* 22: 100476
- Lindsey P, Allan J, Brehony P, Dickman A, Robson A, Begg C, Bhammar H, Blanken L, Breuer T, Fitzgerald B, Flyman M, Gandiwa P, Giva N, Kaelo D, Nampindo S, Nyambe N, Steiner K, Parker A, Roe D, Thomson P, Trimble M, Caron A, Tyrrell P (2020) Conserving Africa's wildlife and wild lands through the COVID-19 crisis and beyond. *Nat Ecol Evol* 4:1300–1310
- Liu D, Yang H, Thompson RJ, Li J, Loisele S, Duan H (2021) COVID-19 lockdown improved river water quality in China. *Sci Total Environ* 802: 149585
- Lokhandwala S, Gautam P (2020) Indirect impact of COVID-19 on environment: a brief study in Indian context. *Environ Res* 188: 109807
- Łopucki R, Kitowski I, Perlinska-Teresiak M, Klich D (2021) How is wildlife affected by the COVID-19 pandemic? Lockdown effect on the road mortality of Hedgehogs. *Animals* 11:868
- Lu R, Zhao X, Li J, Niu P, Yang B, Wu H, Wang W, Song H, Huang B, Zhu N, Bi Y, Ma X, Zhan F, Wang L, Hu T, Zhou H, Hu Z, Zhou W, Zhao L, Chen J, Meng Y, Wang J, Lin Y, Yuan J, Xie Z, Ma J, Liu WJ, Wang D, Xu W, Holmes EC, Gao GF, Wu G, Chen W, Shi W, Tan W (2020) Genomic characterisation and epidemiology of 2019 novel coronavirus: implications for virus origins and receptor binding. *Lancet* 395:565–574
- Mandal I, Pal S (2020) COVID-19 pandemic persuaded lockdown effects on environment over. *Sci Total Environ* 732: 139281
- McNeely JA (2021) Nature and COVID-19: the pandemic, the environment, and the way ahead. *Ambio* 50:767–781
- Mongabay (2020) How the pandemic impacted rainforests in 2020: a year in review accessed on 28 December 2020
- Mostafa MK, Gamal G, Wafiq A (2021) The impact of COVID 19 on air pollution levels and other environmental indicators—a case study of Egypt. *J Environ Manage* 277: 111496
- Mousazadeh M, Paital B, Naghdali Z, Mortezaia Z, Hashemi M, Niaragh KE, Aghababaei M, Ghorbankhani M, Lichtfouse E, Sillanpää M, Hashim SK, Emamjomeh MM (2021) Positive environmental effects of the coronavirus 2020 episode: a review. *Environ Dev Sustain* 23:1–23
- Muhammad S, Long X, Salman M (2020) COVID-19 pandemic and environmental pollution: a blessing in disguise? *Sci Total Environ* 720: 138820
- Mupatsi NM (2020) Observed and potential environmental impacts of COVID-19 in Africa. <https://doi.org/10.20944/preprints202008.0442.v1>
- Nakada LYK, Urban RC (2020) COVID-19 pandemic: impacts on the air quality during the partial lockdown in São Paulo state, Brazil. *Sci Total Environ* 730: 139087
- NASA (2020) <https://earthobservatory.nasa.gov/images>
- Niroumand-Jadidi M, Bovolo F, Bruzzese L, Gege P (2020) Physics-based bathymetry and water quality retrieval using planet scope imagery: impacts of 2020 COVID-19 lockdown and 2019 extreme flood in the Venice Lagoon. *Remote Sens* 12:2381
- OECD (2020a) Biodiversity and the economic response to COVID-19: ensuring a green and resilient recovery [28 September 2020] <https://www.oecd.org/coronavirus/policy-responses/biodiversity-and-the-economic-response-to-covid-19-ensuring-a-green-and-resilient-recovery-d98b5a09/>
- OECD (2020b) Environmental health and strengthening resilience to pandemics, tackling Coronaviruses (COVID-19): contributing to global efforts <http://www.oecd.org/termsandconditions>
- OMI (2020) Daily OMI tropospheric NO₂ (air pollution) measurements over the Netherlands and Western Europe <https://projects.knmi.nl/omi/research/> accessed May 7 2020
- Perlman S (2020) Another decade, another coronavirus. *N Engl J Med* 382:760
- Poch RM, dos Anjos LHC, Attia R, Balks M, Benavides-Mendoza A, Bolaños-Benavides MM, Calzolari C, Chabala LM, de Ruiter PC, Francke-Campaña S, Préchac GF, Graber RE, Halavatau S, Hassan MK, Hien E, Jin K, Khan M, Konyushkova M, Lobb AD, Moshia EM, Murase J, Nziguheba G, Patra KA, Pierzynski G, Eugenio RN, Rojas VR (2020) Soil: the great connector of our lives now and beyond COVID-19. *Soil* 6:541–547
- Praveena SM, Aris AZ (2021) The impacts of COVID-19 on the environmental sustainability: a perspective from the Southeast Asian region. *Environ Sci Pollut Res* 28:8. <https://doi.org/10.1007/s11356-020-11774-0>
- Rana R, Tripathi A, Kumar N, Ganguly NK (2021) A comprehensive overview on COVID-19: future perspectives. *Front Cell Infect Microbiol* 11:744903
- Razanatsoa E, Andriantsaralaza S, Holmes SM, Rakotonarivo OS, Ratsifandrianana AN, Randriamiharisoa L, Ravaloharimanitra M, Ramahefamanana N, Tahirinirainy D, Raharimampionona J (2021) Fostering local involvement for biodiversity conservation in tropical regions: lessons from Madagascar during the COVID-19 pandemic: lessons from Madagascar during the COVID-19 pandemic. *Biotropica* 00:1–10
- Rume T, Islam SMD (2020) Environmental effects of COVID-19 pandemic and potential strategies of sustainability. *Heliyon* 6: e04965

- Rupani PF, Nilashi M, Abumalloh RA, Asadi S, Samad S, Wang S (2020) Coronavirus pandemic (COVID-19) and its natural environmental impacts. *IJEST* 17:4655–4666
- Saadat S, Rawtani D, Hussain CM (2020) Environmental perspective of COVID-19. *Sci Total Environ* 728: 138870
- Sarkar S, Roy A, Bhattacharjee S, Shit KP, Bera B (2021) Effects of COVID-19 lockdown and unlock on health of Bhutan-India-Bangladesh trans-boundary rivers. *J Hazard Mater* 4: 100030
- Sharma S, Zhang M, Anshika Gao J, Zhang H, Kota SH (2020) Effect of restricted emissions during COVID-19 on air quality in India. *Sci Total Environ* 728:138878
- Sicard P, De Marco A, Agathokleous E, Feng Z, Xu X, Paoletti E, Rodriguez JJD, Calatayud V (2020) Amplified ozone pollution in cities during the COVID-19 lockdown. *Sci Total Environ* 735: 139542
- Silva ALP, Prata JC, Walker TR, Duarte AC, Ouyang W, Barcelò D, Rocha-Santos T (2021) Increased plastic pollution due to COVID-19 pandemic: challenges and recommendations. *Chem Eng Sci* 405: 126683
- Silva-Junior CHL, Pessôa ACM, Carvalho NS, Reis JBC, Anderson LEO, Aragao LEOC (2021) The Brazilian Amazon deforestation rate in 2020 is the greatest of the decade. *Nat Ecol Evol* 5:144–145
- Skirienė AF, Stasiškiene Ž (2021) COVID-19 and air pollution: measuring pandemic impact to air quality in five European countries. *Atmosphere* 12:290
- Somerville K (2020) COVID-19 increases the pressure: Botswana's rhino-poaching crisis, global Geneva www.globalgeneva.com
- Tokat C, Varol M (2021) Impact of the COVID-19 lockdown period on surface water quality in the Meriç-Ergene river basin, Northwest Turkey. *Environ Res* 197: 111051
- UN/DESA (2021) Forests at the heart of a green recovery from the COVID-19 pandemic <https://www.un.org/development/desa/dpad/publication/un-des-policy-brief-80-forests-at-the-heart-of-a-green-recovery-from-the-covid-19-pandemic/> Accessed on 23 May 2021
- Vanapalli KR, Sharma HB, Ranjan VP, Samal B, Bhattacharya J, Dubey BK, Goel S (2021) Challenges and strategies for effective plastic waste management during and post COVID-19 pandemic. *Sci Total Environ* 750: 141514
- Venter ZS, Aunan K, Chowdhury S, Lelieveld J (2020) COVID-19 lockdowns cause global air pollution declines. *PNAS* 117:18984–18990
- Wang J, Xu X, Wang S, He S, He P (2021) Heterogeneous effects of COVID-19 lockdown measures on air quality in Northern China. *Appl Energy* 282: 116179
- WHO (2020a) Coronavirus disease (COVID-19) pandemic, World Health Organization, Geneva <https://www.who.int/emergencies/diseases/novel-coronavirus-2019>, Accessed 7 Sept 2020
- WHO (2020b) Coronavirus disease (COVID-19) weekly epidemiological update https://www.who.int/docs/default-source/coronaviruse/situation-reports/20200907-weekly-epi-update-4.pdf?sfvrsn=4f5f607ee_2, Accessed on 14 Sept 2020
- WHO (2020c) Air pollution <https://www.who.int/health-topics/air-pollution>, Accessed on 15 May 2020
- WHO (2020d) Transmission of SARS-CoV-2: implications for infection prevention precautions <https://mca.essensys.ro/publications/i/item/modes-of-transmission-of-virus-causing-covid-19-implications-for-ipc-precaution-recommendations>, Accessed on 9 July 2020
- Wiersinga JW, Rhodes A, Cheng CA, Peacock JS, Prescott CH (2020) Pathophysiology, transmission, diagnosis, and treatment of coronavirus disease 2019 (COVID-19): a review. *JAMA* 324:782–793
- Wu X, Nethery RC, Sabath BM, Braun D, Dominici F (2020) Exposure to air pollution and COVID-19 mortality in the United States' medRxiv, <https://doi.org/10.1101/2020.04.05.20054502> (preprint)
- Yunus AP, Masago Y, Hijioka Y (2020) COVID-19 and surface water quality: improved lake water quality during the lockdown. *Sci Total Environ* 731: 139012
- Zhou P, Yang XL, Wang XG, Hu B, Zhang L, Zhang W, Si HR, Zhu Y, Li B, Huang CL, Chen HD, Chen J, Luo Y, Guo H, Jiang RD, Liu MQ, Chen Y, Shen XR, Wang X, Zheng XS, Zhao K, Chen QJ, Deng F, Liu LL, Yan B, Zhan FX, Wang YY, Xiao GF, Shi ZL (2020) A Pneumonia outbreak associated with a new coronavirus of probable bat origin. *Nature* 579:270–273
- Zhu N, Zhang D, Wang W, Li X, Yang B, Song J (2020a) A novel coronavirus from patients with pneumonia in China, 2019. *N Engl J Med* 382:727–733

- Zhu YG, Gillings M, Penuelas J (2020b) Integrating biomedical, ecological, and sustainability sciences to manage emerging infectious diseases. *One Earth* 3:23–26
- Zou X, Chen K, Zou J, Han P, Hao J, Han Z (2020) Single-cell RNASeq data analysis on the receptor ACE2 expression reveals the potential risk of different human organs vulnerable to 2019-Ncov infection. *Front Med* 185:1–8
- Zuluaga S, Speziale K, Lambertucci SA (2021) Global aerial habitat conservation post-COVID-19 anthropause. *Trends Ecol Evol* 36:273–277

Publisher's Note

Springer Nature remains neutral with regard to jurisdictional claims in published maps and institutional affiliations.

Submit your manuscript to a SpringerOpen[®] journal and benefit from:

- Convenient online submission
- Rigorous peer review
- Open access: articles freely available online
- High visibility within the field
- Retaining the copyright to your article

Submit your next manuscript at ► [springeropen.com](https://www.springeropen.com)